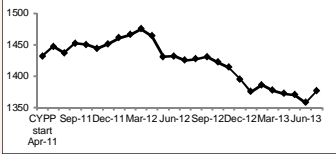
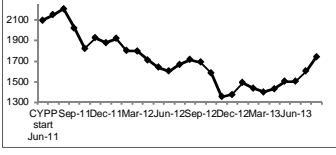
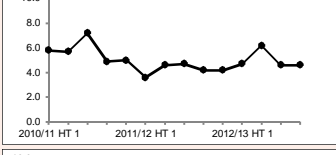
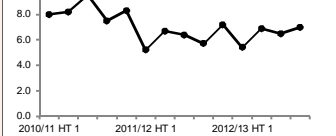


Weekly obsessions tracker



Week commencing: 23 September 2013

Obsession	Latest position this week	Change since last week	% change since CYPP start	Change since CYPP start	Progress since CYPP start
Safely reduce the number of children looked after	1371	-4	-3.9	-56	
Reduce the number of young people not in employment, education or training (NEET)*	1992	-11	-16.9	-355	
Reduce school absence: primary	2.7	-0.6	n/a	-2.1	
Reduce school absence: secondary	3.7	-0.9	n/a	-1.7	

CAUTION!- This report is based on in-year data that is still being validated. It is designed to be used by partners to help track progress towards our three shared priorities. It must not be used for any external purpose without prior approval of the Children's Trust Board.

Children looked after as at: 24/09/13 - NEET as at 24/09/13 – Absence data as at: w/c 09/09/2013

NEET levels appear very high every September as this is the default status for all of the new Year 12 cohort until the local authority receives confirmation from schools and colleges of their enrolments

For more performance information visit our SharePoint site: <http://teams.leeds.gov.uk/services/CSPI/default.aspx>